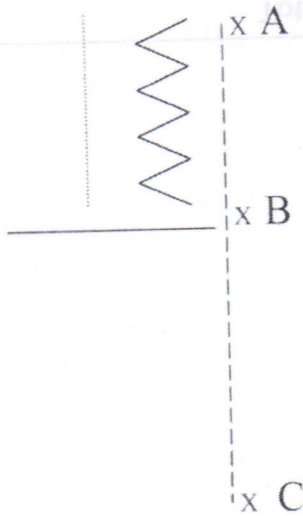


Showmanship Pattern 1



- Walk from cone A to cone B
- Stop at cone B and back to cone A
- From cone A trot to cone C
- At cone C set up for inspection
- When dismissed by judge, walk and line up

DATE	REFERENCE #	CL	DESCRIPTION	CHARGE
------	-------------	----	-------------	--------

VDEG' IV 20003
 618 GREENE ST
 575 PORTER BLV
 VDEG VETERINARY CLINIC 1


OWNER: GAVIN TAKE
 Case number: 10-4625
 Customer account: 000-40-7433



College of Veterinary Medicine
 Department of Veterinary Pathology
 IOWA STATE UNIVERSITY

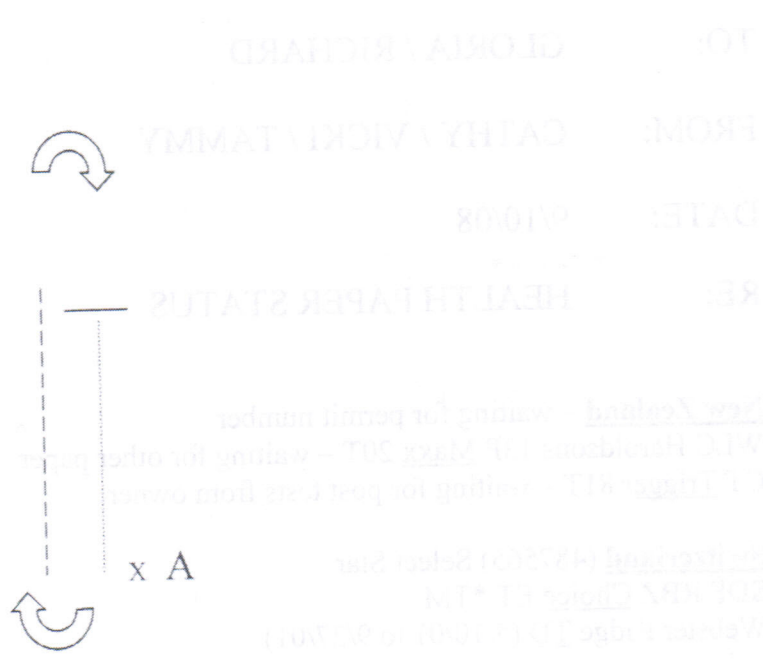
PHONE: (515) 281-3525 FAX: (515) 281-4304
 0000 YOUNG BLDG
 IMAJICE

Showmanship Pattern 2



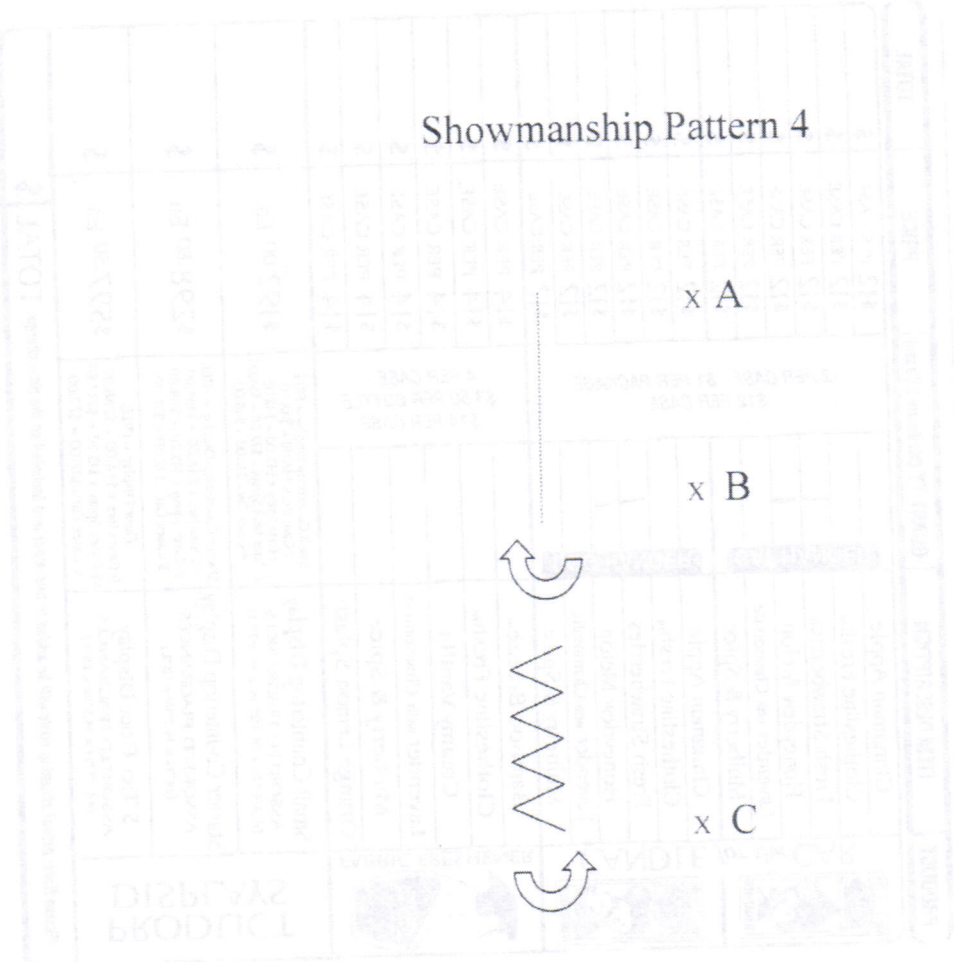
- Trot from cone A to B
- At cone B perform a 90 degree pivot to the right
- Walk to cone C
- At cone C set up for inspection
- When dismissed by judge, walk and line up

Showmanship Pattern 3



- Wait for the judge to step out in front of you
- From your spot in line, walk to judge
- Stop when at judge and set up for inspection
- When dismissed by judge, perform 180 degree turn to the right
- Trot back to line up
- Perform 180 degree turn to face back to the center of arena.

Showmanship Pattern 4



- Walk from cone A to cone B
- At cone B do a 180 degree pivot to the right and back to cone C
- At cone C, set for inspection
- When dismissed by judge, perform a 180 degree pivot to the right
- Walk to line up

210902 WSA

10157